

V. Color plates


Virus diseases of rice



No.1 and 2. Rice tungro disease (T. Morinaka). No.1: Tungro-infected field. No.2: Tungro-infected rice showing stunted plants and discolored leaves.



No.3, 4 and 5. Rice ragged stunt disease (H. Hibino). No.3: The symptoms of seedling inoculated at a young stage. No.4: Vein swellings on a sheath and incomplete panicle exertion. No.5: RRS-susceptible variety (front rows) and BPH-resistant variety (back rows).



No.6 and 7. Rice grassy stunt disease (H. Hibino). No.7: Rice plants infected with ordinary grassy stunt strain (right), the new strain (center), and a healthy plant (left).




No.8, 9 and 10. Rice gall dwarf disease (T. Omura). No.9: Galls on leaf blades. No.10: Symptoms on barley.



No.11 and 12. Rice transitory yellowing disease (H. Inoue). No.11: The symptoms of seedlings inoculated at a young stage.



No.13 and 14: Rice dwarf disease in Nepal (T. Omura).



1. Mosaic and wrinkle symptoms on soybean infected with soybean mosaic virus. (M. Iwaki)



2. Rugose mosaic symptoms on soybean infected with cowpea mild mottle virus. (M. Iwaki)




3. Yellow speck symptoms on soybean infected with soybean yellow vein virus. (T. Senboku)



4. Dwarf symptoms on soybean infected with Indonesian soybean dwarf virus. (M. Iwaki)



5. Crinkle leaf symptoms on soybean infected with soybean crinkle leaf disease. (M. Iwaki)



6. Yellow mosaic symptoms on soybean infected with soybean yellow mosaic virus. (M. Iwaki)



7. Chlorotic ring mottle symptoms on peanut infected with peanut chlorotic ring mottle virus. (M. Iwaki)



8. Green mosaic symptoms on peanut infected with peanut green mosaic virus. (N. Iizuka)




9. Dwarf symptoms on peanut infected with Indian peanut clump virus. (N. Iizuka)



10. Chlorosis and bud necrosis symptoms on peanut infected with tomato spotted wilt virus. (M. Iwaki)




11. Mottle symptoms on peanut infected with peanut chlorotic leaf streak virus. (N. Iizuka)



12. Vein-banding symptoms on mungbean infected with bean common mosaic virus. (M. Iwaki)



13. Leaf yellowing and pod curling symptoms on mungbean infected with mungbean yellow mosaic virus. (M. Iwaki)



14. Yellow speck symptoms on blackgram infected with blackgram mottle virus. (M. Iwaki)



15. Mosaic symptoms on asparagus bean infected with blackeye cowpea mosaic virus. (T. Tsuchizaki)



16. Stunting symptoms of asparagus bean infected with cowpea stunt virus. (T. Tsuchizaki)